

Syllabus amends - Set exercises and variations Advanced Foundation Ballet, male and female


(January 2015)

The following amendments have been made to the *Set exercises and variations, Advanced Foundation Ballet* (printed in 2013)

- Most recent amendments are added to the beginning of the document
- Each correction is contained within a box
- Each box contains the **date** of the amendment
- The correction itself is shaded

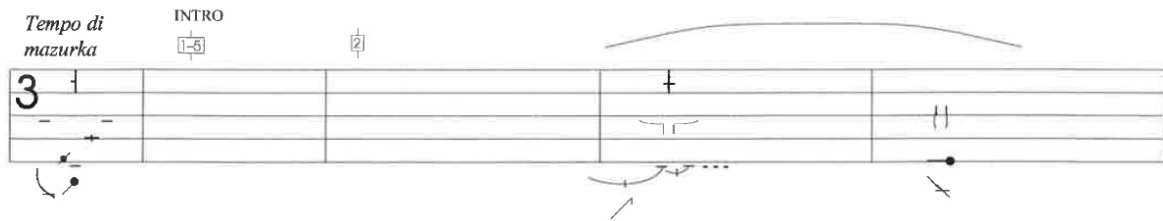
P31 – AF-10: Centre Practice and pirouettes (November 2016)

Description of correction: Amendment to Benesh Movement Notation – insertion of above-stave bracket to denote end of introduction.




P34 – AF-11F: Pirouette enchaînement – Female (November 2016)

Description of correction: Amendment to Benesh Movement Notation – insertion of above-stave bracket to denote end of introduction.




P34 – AF-11M: Pirouette enchaînement – Male (November 2016)

Description of correction: Amendment to Benesh Movement Notation – insertion of above-stave bracket to denote end of introduction.




P99 – AF-28: Révérence (June 2016)

Description of correction: Typo in Benesh Movement Notation – the works 4 BARS has been changed to 3 BARS. No difference to the movement, and word notes remain unaffected.



P66 – AF-22: Courus and posés (June 2016)

Description of correction: Change to count 1& (coupe dessus with left leg) in Benesh Movement Notation. Word notes are unaffected.



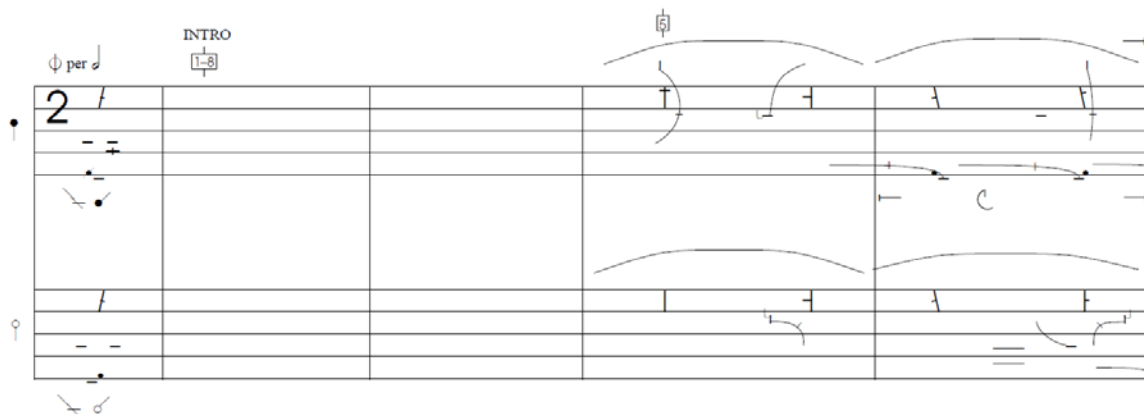
P22 and P26 – AF-09: Adage (June 2016)

Description of correction: correction to word notes and Benesh Movement Notation for introduction counts 7-8 and the following count 1.

7-8	2 Classical walks en avant turning to right finishing facing 6	Right arm through 1st to arms 4th right arm raised Head follows right arm <u>Right arm basic port de bras to wide demi-bras left arm lower to side Head follows right arm</u>
-----	---	---

1	Step forward with right leg en fondu	Arms 2nd Eyeline over front foot
---	---	----------------------------------

Port de bras

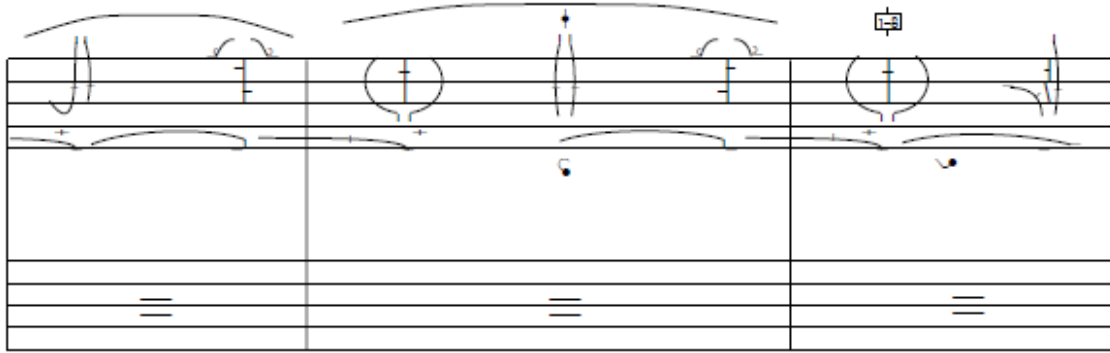


P23 and P27 – AF-09: Adage (June 2016)

Description of correction: correction to word notes and Benesh Movement Notation for fifth set of counts 7-8.

7-8 2 Classical walks en avant commencing left leg turning to left finishing facing 5 Left arm through 1st to arms 4th left arm raised Head follows left arm

Left arm basic port de bras to wide demi-bras head follows left arm



P24 and P27 – AF-09: Adage (June 2016)

Description of correction: correction to word notes and Benesh Movement Notation for counts 33 and 34.

33 Classical pose right leg derrière en croisé Right arm lower in a direct line to side
 Head follows right arm

Right leg close 5th derrière en croisé

Right arm lower to side Head lowered

34 Hold Head to 1

P40-41 – AF-12: Adage (September 2013)

Description of correction: correction to counts &5&6&7

&5&6	Coupé dessous en demi-pointe and pas basque glisse en avant to left finishing left leg dégagé derrière facing 7	Arms through 1st and 4th right arm raised to 2nd on counts &5 and left arm undersweep to arms 2nd arabesque line
&5&	<u>Coupé dessous to face 3 and développé to 2nd with left leg</u>	<u>Arms through bras bas and basic port de bras to 2nd</u>
&	Close left foot 5 th derrière en demi-pointes	Arms 3rd right arm forward Body and head turned to left
6&	<u>Pivot en dehors to face 1</u>	
7&	Posé en avant en fondu and left leg rond de jambe en dedans à terre en fondu making ¾ turn to the right to finish dégagé devant en fondu facing 6	Arms 2nd
7	<u>Close 5th derrière en demi pointes</u>	<u>Arms to 1st</u>

P43 – AF-12: Adage, Benesh Movement Notation (September 2013)

Description of correction: correction to counts &5&6&7

The image displays two systems of Benesh Movement Notation (BMN) for an Adage. Each system consists of three staves: a top staff for the upper body, a middle staff for the lower body, and a bottom staff for the feet. The notation includes various symbols such as dots, lines, and arrows to represent movement. The first system is marked with a circled '1-8' in the top left corner. The second system has a circled '8' in the middle staff. Below the second system, there is a section labeled 'IN SILENCE' with a vertical line indicating the end of the movement. At the bottom, a box labeled '8 BARS' spans the width of the page, with a vertical line at the end and a small symbol below it.

P15 – AF-05: Battements fondus and ronds de jambe en l’air (September 2013)

Description of correction: Notation change only, Bars 3 – 7 height of raise foot lowered to coup de pied height.



P67 – AF-22: Courus and posés (September 2013)

Description of correction: change of leg in counts &3-4 and 5-6

- | | |
|--|---|
| <p>&3-4 Coupé dessus with left foot to face 7 and courus de côté left foot devant travelling de côté toward 8</p> | <p>Arms 3rd arabesque line across body right arm high Head turned to left</p> |
| <p>5-6 Courus en tournant right foot devant making 1 5/8 turns to right to face 1</p> | <p>Arms 3rd right arm forward Head turned to right</p> |

P68 – AF-22: Courus and posés (September 2013)

Description of correction: change of leg in counts &3-4 and 5-6, Benesh Movement Notation to match word notes above:

